

28<sup>th</sup> August 2023

For the attention of all parents/guardians, staff and children at:  
Rush and Lusk Educate Together (RaLET).

Re: New road layout information.

We are writing to provide you with some information on the new road layout and set down areas prior to the start of the new school term on Thursday 31<sup>st</sup> August. We encourage all children where possible to walk/cycle to school both from an environmental and health perspective. If you have to drive your child to school it may be worth considering parking in The Hub carpark to allow your child some exercise and fresh air before the school day begins.

### **One way system**

**There is a new one-way system in place for both RaLET & Lusk Community College (LCC).**

All traffic should come in the RaLET gate and exit via the LCC gate.

Please see Figure 1 (wayfinding map) with key and legend which shows the new road layout to RaLET and Lusk Community College.

### **Drop-off**

There are dedicated spaces (indicated in lime green on the attached map Figure 1) for use when dropping off children to school. Children should get out of the car on the left hand side nearest the footpath to avoid oncoming traffic. Children should remain on the pedestrian footpath until they reach a pedestrian crossing because the road will be extremely busy.

Staff will be on hand to assist when your child leaves the car to direct them to the appropriate entry point. Please be courteous and follow their instructions.

**Children should not be dropped off before 8.40 as there is no adult supervision until this time.**

### **Staff parking**

Long term parking is strictly for staff only.

### **Entrance to RaLET**

For the moment we are using two entrance doors only - the entrance door to the front of the school and the entrance door near the LCC pedestrian gate. All children should enter the school through the entrance point that is closest to them. Example: if walking up via Raheny Lane enter through the main door. If cycling through The Hub come in via Lusk Community College.

**At home time children will use the same two exit doors. Children walking home through The Hub can use the footpath into LCC. All other children will exit via the main gate. If you are collecting your child please wait either outside the front gate or on the footpath inside the campus on the left.**

We appreciate that it might take some time to get used to the new road layout and thank you for your ongoing patience and cooperation.



Key & Legend:









-  Set down / pick up only
-  Blue route (one way system in place)
-  Deep blue (access only to SEN only)
-  No access (strictly staff parking only)
-  No access (fire access only)
-  One way traffic (direction of traffic indicated)
-  Main school entrances
-  Vehicular entrance to schools



Figure 1: Wayfinding campus map for Lusk Community College and RaLET showing the new road layout and drop off zones for pupils.